

## Test Report

FOR: **dB Sound Control**  
Mt. Airy, NC

**Impact Sound Transmission**  
**RAL-IN18-015**

CONDUCTED: 2018-03-21

Page 1 of 9

ON: Laminate flooring over dB Fiber underlayment over 6 in. concrete slab, no ceiling

### TEST METHOD

Riverbank Acoustical Laboratories™ is accredited by the U.S. Department of Commerce, National Institute of Standards and Technology (NIST) under the National Voluntary Laboratory Accreditation Program (NVLAP) as an ISO 17025:2005 Laboratory (NVLAP Lab Code: 100227-0) and for this test procedure. The test reported in this document conformed explicitly with ASTM E492-09: "Standard Test Method for Laboratory Measurement of Impact Sound Transmission Through Floor-Ceiling Assemblies Using the Tapping Machine." The single number rating of the specimen was calculated according to ASTM E989-06 (2012): "Standard Classification for Determination of Impact Insulation Class (IIC)." A description of the measuring procedure and room qualifications is available upon request.

### DESCRIPTION OF THE SPECIMEN

The test specimen was designated by the manufacturer as Laminate flooring over dB Fiber underlayment over 6 in. concrete slab, no ceiling.

The building contractor and RAL staff compiled a detailed construction specification as follows, in order of installation:

#### Concrete Slab

---

Material:	Wire-reinforced concrete slabs
Dimensions:	4 @ 609.6 mm (24 in.) x 4267.2 mm (168 in.)
Thickness:	152.4 mm (6.0 in.)
Overall Weight:	3,467.71 kg (7,645 lbs)
Mass per Unit Area:	333.27 kg/m <sup>2</sup> (68.26 lb/ft <sup>2</sup> )
Installation:	The slab was isolated from the sill by rubber pads
Joints:	Underside sealed with acoustical caulk and tape Top filled with general purpose sand, sealed with ready mix compound

## Test Report

**dB Sound Control**  
2018-03-21

**RAL-IN18-015**  
Page 2 of 9

### Underlayment

Trade Name: dB Fiber  
Material: Felt over clear plastic sheet  
Installed: Loose laid over concrete slab, felted side down  
Overall Dimensions: 2438.4 mm (96 in.) x 2743.2 mm (108 in.)  
Measured Thickness: 3.81 mm (0.15 in.)  
Overall Weight: 52.84 kg (116.5 lbs)  
Mass per Unit Area: 5.08 kg/m<sup>2</sup> (1.04 lb/ft<sup>2</sup>)  
Joints: Sealed with tape

### Floor Covering

Material: Wood-look laminate over fiberboard flooring tiles  
Installed: Loose laid over underlayment  
Tile Dimensions: 1290 mm (50.787 in.) x 194 mm (7.638 in.)  
Tile Thickness: 6.6 mm (0.26 in.)  
Overall Weight: 62.14 kg (137 lbs)  
Mass per Unit Area: 5.97 kg/m<sup>2</sup> (1.22 lb/ft<sup>2</sup>)  
Joints: Locking edge design

## Test Report

**dB Sound Control**  
2018-03-21

**RAL-IN18-015**  
Page 3 of 9

### Physical Measures

Size: 2.44 m (96.00 in.) wide by 4.27 m (168.00 in.) long  
Thickness: 162.81 mm (6.41 in.)  
Weight: 3582.76 kg (7898.50 lbs.)  
Transmission Area: 10.40 m<sup>2</sup> (112.00 ft<sup>2</sup>)  
Mass per Unit Area: 344.31 kg/m<sup>2</sup> (70.52 lbs./ft<sup>2</sup>)

### Test Aperture

Size: 4.27 m (14.0 ft.) by 2.44 m (8 ft.)  
Filler Wall: None  
Sealed: Entire periphery (both sides) with dense mastic

### Test Environment

#### Source Room

Volume: 132.6 m<sup>3</sup> (4,681.0 ft<sup>3</sup>)  
Temperature: 23±0°C (73±0°F)  
Humidity: 50±1%

#### Receive Room

Volume: 81.7 m<sup>3</sup> (2,884.3 ft<sup>3</sup>)  
Temperature: 23±0°C (74±1°F)  
Humidity: 50±0%

#### Requirements

Temperature: 22° C +/- 5° C, not more than 3° C change over all tests.  
Humidity: ≥ 30% RH; not more than +/- 3% change over all tests.

**Test Report**

**dB Sound Control**  
2018-03-21

**RAL-IN18-015**  
Page 4 of 9




Figure 1 – Specimen mounted in test opening.



Figure 2 – Underlayment partially installed on concrete slab



**Test Report**

**dB Sound Control**  
2018-03-21

**RAL-IN18-015**  
Page 5 of 9



Figure 3 – Underside of test specimen

**Test Report**

**dB Sound Control**  
2018-03-21

**RAL-IN18-015**  
Page 6 of 9

TEST RESULTS


The impact sound pressure levels, normalized to 10 m<sup>2</sup>, are tabulated at the sixteen standard frequencies. A graphic presentation of the data and additional information appear on the following pages. The precision of the test data is within the limits set by the ASTM Standard E989-06 (2012).

<u>FREQ.</u>	<u>Ln</u>	<u>C.L.</u>	<u>DEV</u>	<u>FREQ.</u>	<u>Ln</u>	<u>C.L.</u>	<u>DEV</u>
100	53	0.60		800	42	0.31	
125	59	0.92	2	1000	37	0.38	
160	57	0.51		1250	33	0.36	
200	60	0.69	3	1600	30	0.40	
250	61	0.61	4	2000	25	0.27	
315	65	0.68	8	2500	20	0.47	
400	57	0.60	1	3150	17	0.52	
500	54	0.46					
630	45	0.39					


IIC=55

ABBREVIATION INDEX

- FREQ. = FREQUENCY, HERTZ, (cps)
- Ln = NORMALIZED IMPACT SOUND PRESSURE LEVEL, dB
- C.L. = UNCERTAINTY IN dB, FOR A 95% CONFIDENCE LIMIT
- DEV. = DEVIATION, dB > IIC CONTOUR (SUM OF DEV = 18 )
- IIC = IMPACT INSULATION CLASS
- \* = INDICATES A CORRECTION HAS BEEN APPLIED TO DATA DUE TO BACKGROUND NOISE LEVELS

Tested by   
Marc Sciaky  
Experimentalist

Report by   
Malcolm Kelly  
Acoustician

Approved by   
Eric P. Wolfram  
Laboratory Manager



RIVERBANK ACOUSTICAL LABORATORIES IS ACCREDITED BY NVLAP (LAB CODE 100227-0) FOR ACOUSTICAL TESTING SERVICES IN ACCORDANCE WITH ISO/IEC 17025:2005 AND FOR THIS PROCEDURE. THIS REPORT MUST NOT BE USED BY THE CLIENT TO CLAIM PRODUCT CERTIFICATION, APPROVAL, OR ENDORSEMENT BY RAL, NVLAP, NIST, OR ANY AGENCY OF THE U.S. GOVERNMENT. THIS REPORT SHALL NOT BE MODIFIED WITHOUT THE WRITTEN APPROVAL OF RAL. THE RESULTS REPORTED APPLY ONLY TO THE SPECIFIC SAMPLE SUBMITTED FOR TESTING; RAL ASSUMES NO RESPONSIBILITY FOR THE PERFORMANCE OF ANY OTHER SAMPLE.

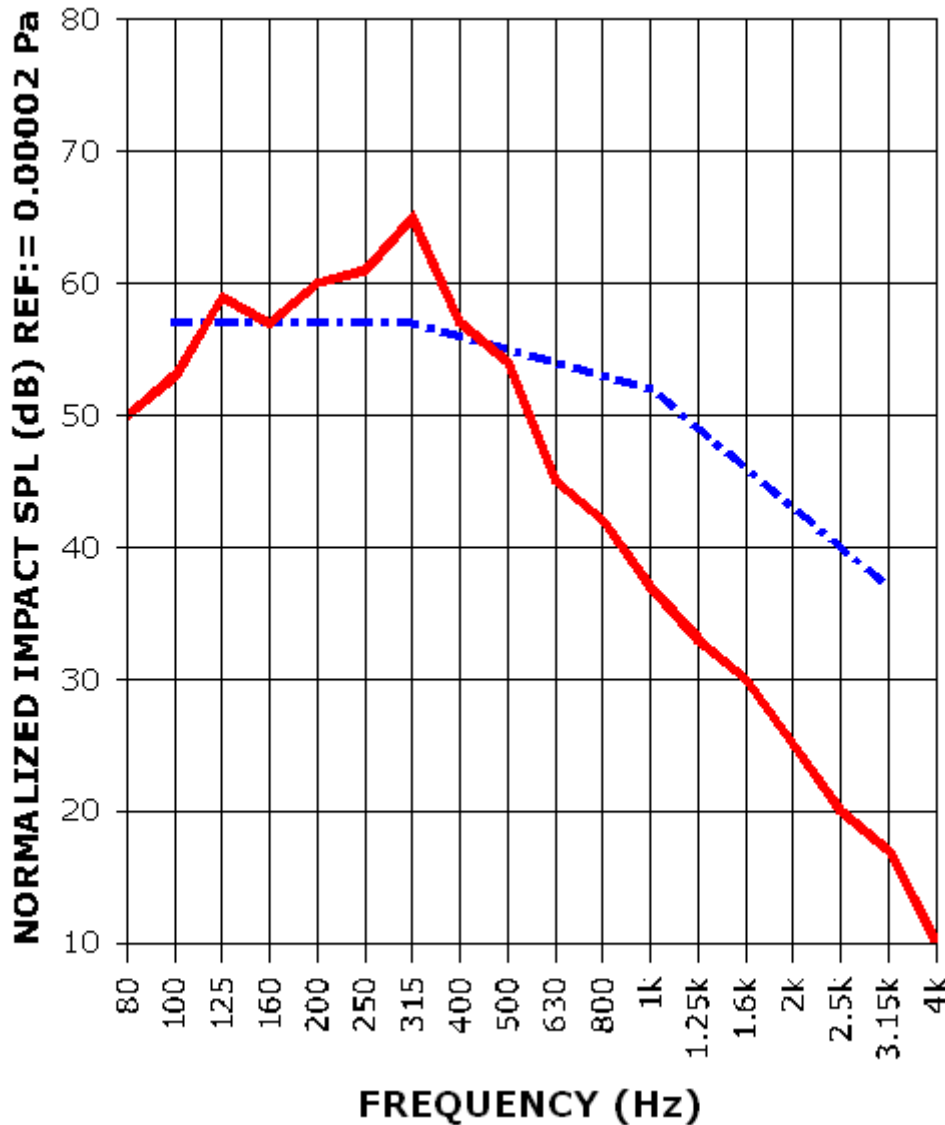
Test Report

dB Sound Control  
2018-03-21

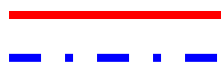
RAL-IN18-015  
Page 7 of 9

IMPACT SOUND TRANSMISSION REPORT

Laminate flooring over dB Fiber underlayment over 6 in. concrete slab, no ceiling



IIC=55



IMPACT SOUND PRESSURE LEVEL  
IMPACT INSULATION CLASS CONTOUR

## Test Report

**dB Sound Control**  
 2018-03-21

**RAL-IN18-015**  
 Page 8 of 9

**APPENDIX A: Extended Frequency Range Data**

Specimen: Laminate flooring over dB Fiber underlayment over 6 in. concrete slab, no ceiling (See Full Report)

*The following non-accredited data were obtained in accordance with ASTM E989-06 (2012), but extend beyond the defined frequency range of 100Hz to 3,150Hz. These unofficial results are representative of the RAL test environment only and intended for research & comparison purposes.*

1/3 Octave Band Center Frequency (Hz)	Normalized Impact Sound Pressure Level (dB)	Repeatability (95% ±)
31.5	55	1.67
40	52	2.03
50	59	0.53
63	58	1.08
80	50	0.69
100	53	0.60
125	59	0.92
160	57	0.51
200	60	0.69
250	61	0.61
315	65	0.68
400	57	0.60
500	54	0.46
630	45	0.39
800	42	0.31
1000	37	0.38
1250	33	0.36
1600	30	0.40
2000	25	0.27
2500	20	0.47
3150	17	0.52
4000	10	1.27
5000	7	2.27
6300	8	2.06
8000	9	1.64
10000	11	1.13
12500	11	1.17



1512 S BATAVIA AVENUE  
GENEVA, IL 60134  
630-232-0104

An ALION Technical Center

RIVERBANK.ALIONSCIENCE.COM

FOUNDED 1918 BY  
WALLACE CLEMENT SABINE

## Test Report

**dB Sound Control**  
2018-03-21

**RAL-IN18-015**  
Page 9 of 9

### **APPENDIX B: Instruments of Traceability**

Specimen: Laminate flooring over dB Fiber underlayment over 6 in. concrete slab, no ceiling (See Full Report)

<b><u>Description</u></b>	<b><u>Model</u></b>	<b><u>Serial Number</u></b>	<b><u>Date of Certification</u></b>	<b><u>Calibration Due</u></b>
Bruel & Kjaer Pulse Analyzer - System4	Type 3560-C	2639093	2017-08-02	2018-08-02
Bruel & Kjaer Mic And Preamp D	Type 4943-B-001	2311440	2017-09-22	2018-09-22
Bruel & Kjaer Tapping Machine-WoodCase	3204	226940	2017-07-11	2018-07-11
Bruel & Kjaer Pistonphone	Type 4228	2781248	2017-08-02	2018-08-02
EXTECH_62	SD700	A.083662	2017-11-20	2018-11-20
EXTECH_63	SD700	A.083663	2017-11-20	2018-11-20

---

END